

The helical gap in interacting Rashba wires at low electron densities

Thomas L. Schmidt and Christopher J. Pedder

Physics and Materials Science Research Unit, University of Luxembourg, L-1511 Luxembourg

(Dated: April 27, 2016)

Rashba spin-orbit coupling and a magnetic field perpendicular to the Rashba axis have been predicted to open a partial gap (“helical gap”) in the energy spectrum of noninteracting or weakly interacting one-dimensional quantum wires. By comparing kinetic energy and Coulomb energy we show that this gap opening typically occurs at low electron densities where the Coulomb energy dominates. To address this strongly correlated limit, we investigate Rashba wires using Wigner crystal theory. We find that the helical gap exists even in the limit of strong interactions but its dependence on electron density differs significantly from the weakly interacting case. In particular, we find that the critical magnetic field for opening the gap becomes an oscillatory function of electron density.

PACS numbers: 71.10.Pm, 71.70.Ej, 73.23.-b

The past years have brought a rapid growth of interest in quantum wires with Rashba spin-orbit coupling (RSOC). Much of this activity results from the discovery that, if subjected to the proximity effect of a nearby superconductor and a magnetic field, such wires can host Majorana bound states at their ends.^{1,2} The topological protection of these bound states depends crucially on the simultaneous opening of a “helical” RSOC gap and a superconducting gap throughout the wire.³⁻⁵ This results in a topologically protected twofold ground state degeneracy and a highly unconventional Josephson effect, and it even makes these systems useful for quantum computation.⁶ Experimental signatures of these elusive quantum states have already been found in indium arsenide (InAs) or indium antimonide (InSb) quantum wires.⁷⁻¹¹

While many of the expected properties of Majorana bound states have been verified, ruling out all possible alternative explanations still requires a better understanding of the wires used in experiments. Therefore, more experimental effort has recently been devoted to the investigation of normal-conducting Rashba wires and in particular to the characterization of their RSOC itself.¹²⁻¹⁵ A rather straightforward experimental signature of RSOC would be a “helical gap”, i.e., the opening of a partial gap in the energy spectrum of a Rashba wire in response to an applied magnetic field perpendicular to the Rashba axis, see Fig. 1. Indications of such a gap have already been found in another material,¹⁶ and experimental efforts in InAs and InSb quantum wires are currently underway.

In its simplest form, the helical gap can be understood based on a single-particle theory. It is evident, however, that this gap appears near the band bottom and thus at low electron densities $\rho \approx (\pi\ell_{so})^{-1}$, where ℓ_{so} is the spin-orbit length. Not only does this present a major challenge for experimentalists, it also renders the theoretical description in the presence of electron-electron interactions more complicated. A direct comparison shows that at the required electron densities the Coulomb energy actually exceeds the kinetic energy of the electrons. In this case, the energy range accessible to Luttinger liquid (LL) theory is exponentially suppressed as a function of density.^{17,18} For electrons without spin-orbit coupling, this limit was reviewed in detail recently in the context of spin-incoherent LLs.¹⁹

The low-density limit mandates a theoretical description

in terms of a 1D Wigner crystal.²⁰⁻²² This approach has advanced considerably over the past decade,^{17,23-27} and experiments have already shown signs of Wigner crystal phases in quantum wires,²⁸⁻³¹ and carbon nanotubes.³²

To study the helical gap, we therefore extend the theory of 1D Wigner crystals to systems with RSOC. We start with a short discussion of the noninteracting case, followed by an estimate of the Coulomb energy. Next, we derive the effective Hamiltonian governing the charge and spin sectors of the Rashba wire at low densities. We find that the spin Hamiltonian has a spectral gap for magnetic fields above a critical field $B_{crit}(\rho)$ which depends in a nontrivial way on the electron density ρ . Finally, we calculate the differential conductance of the interacting quantum wire which is the most accessible experimental probe of the helical gap.

Let us start by considering a single electron with band mass m moving in a one-dimensional wire along the z direction. In the presence of RSOC with strength α_R , and a magnetic field perpendicular to the wire in the x direction, the single-particle Hamiltonian and its spectrum read (using $\hbar = 1$),^{1,2}

$$H_1 = \frac{p^2}{2m} - \alpha_R p \sigma^z - g \mu_B \vec{B} \cdot \vec{S}, \quad (1)$$

$$\epsilon_{\pm}(k) = \frac{k^2}{2m} \pm \sqrt{(g\mu_B B/2)^2 + \alpha_R^2 k^2}, \quad (2)$$

where p is the momentum operator, and the electron spin is given by $\vec{S} = \vec{\sigma}/2$ where $\vec{\sigma} = (\sigma^x, \sigma^y, \sigma^z)$ is the vector of Pauli matrices. The magnetic field $\vec{B} = (B, 0, 0)$, where we assume $B > 0$, gives rise to the Zeeman energy $g\mu_B B$ which depends on the g factor and the Bohr magneton μ_B . The appearance of the helical gap is an immediate consequence of the spectrum (2), which is shown in Fig. 1. For small magnetic fields ($g\mu_B B < m\alpha_R^2$) the spectrum develops a local maximum and a gap of width $g\mu_B B$ at $k = 0$, whereas the outer modes remain unaffected.

In order to connect to later results for the interacting case, let us rephrase the condition for a helical gap in terms of the electron density ρ . At zero magnetic field, the spectrum consists of two shifted parabolas and the chemical potential can be written as a function of the electron density as $\mu(\rho) = (\pi\rho)^2/(8m) - m\alpha_R^2/2$. We define the critical field B_{crit}

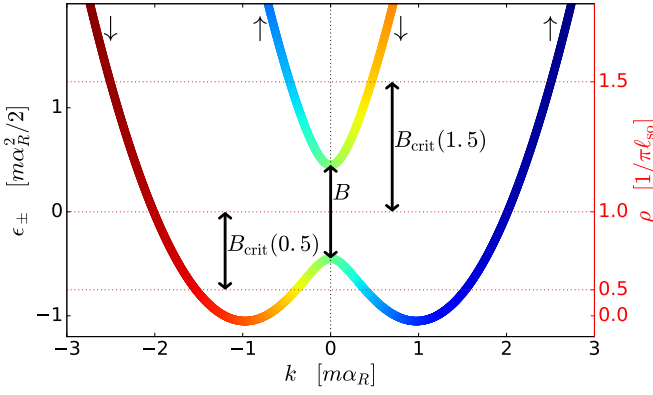


FIG. 1. Single-particle spectra $\epsilon_{\pm}(k)$ for a weak magnetic field ($g\mu_B B < m\alpha_R^2$). The color coding shows the spin orientation as a function of momentum. The corresponding density axis is shown on the right, and values of $B_{\text{crit}}(\rho)$ for two densities are indicated.

as the minimum magnetic field needed to gap out the modes at a given chemical potential μ . Hence, we find $g\mu_B B_{\text{crit}} = |\mu|$, which when expressed in terms of electron density reads

$$g\mu_B B_{\text{crit}}(\rho) = E_F \left| 1 - \left(\frac{\varphi}{\pi} \right)^2 \right|, \quad \varphi = \frac{1}{\rho \ell_{\text{so}}}, \quad (3)$$

where we defined the Fermi energy $E_F = (\pi\rho)^2/(8m)$ and the spin-orbit length $\ell_{\text{so}} = (2m\alpha_R)^{-1}$. Therefore, at the critical density $\rho = (\pi\ell_{\text{so}})^{-1}$ (corresponding to $\mu = 0$), an infinitesimal magnetic field opens the helical gap. Away from this density, a finite magnetic field $B_{\text{crit}} \propto |\varphi - \pi|$ is needed. The size of the gap as a function of the deviation from the critical field, $\delta B = B - B_{\text{crit}}$ is given by,

$$\Delta(\rho, B) = g\mu_B \delta B \quad (4)$$

The simplest predicted experimental signature of the helical gap is a dip in the zero bias-conductance as a function of electron density. At zero temperature, it is given by

$$G(\rho, B) = 2G_0 - G_0 \Theta[B - B_{\text{crit}}(\rho)] \quad (5)$$

where $\Theta(x)$ denotes the Heaviside function and $G_0 = e^2/h$ is the conductance quantum. At a given electron density, the dip in the conductance remains visible up to temperatures $T \approx \Delta(\rho, B)$.³³

The case of weak interactions can be approached using bosonization^{34,35} which predicts a renormalization of system parameters but does not change the structure of the helical gap qualitatively compared to the noninteracting case. A more quantitative comparison of our results to bosonization results is shown in App. C.

Experimental estimates for the spin-orbit lengths are in the range of $\ell_{\text{so}} \approx 200\text{nm}$,^{7,36} so observing the helical gap requires rather low densities $\rho \approx (\pi\ell_{\text{so}})^{-1}$. Such low electron densities *increase* the effect of the Coulomb potential $V(z) = e^2/(\epsilon|z|)$, where ϵ is the dielectric constant and e the electron charge. This is a peculiar consequence of Fermi statistics, which entails that the kinetic energy per particle scales as $E_{\text{kin}} \propto \rho^2$,

while the Coulomb energy per particle scales as $E_{\text{pot}} \propto \rho$. More precisely, the Coulomb energy dominates for densities $\rho a_B \ll 1$, where $a_B = 4\pi\epsilon/(me^2)$ is the Bohr radius. The bare Coulomb repulsion is usually screened at large distances. If one assumes that screening is due to a metallic gate at a distance d from the wire, the potential reads

$$V(z) = \frac{e^2}{\epsilon} \left[\frac{1}{|z|} - \frac{1}{\sqrt{z^2 + (2d)^2}} \right] \quad (6)$$

and the Coulomb energy dominates if^{17,23,24}

$$a_B \ll \frac{1}{\rho} \ll \frac{d^2}{a_B}. \quad (7)$$

Equation (7) specifies the density range where the results we derive below are applicable. For InSb ($\epsilon \approx 17$, $m \approx 0.015m_e$, see Ref. [7]), one finds $a_B \approx 60\text{nm}$, for InAs ($\epsilon \approx 15$, $m \approx 0.033m_e$, see Ref. [36]), the Bohr radius is $a_B \approx 25\text{nm}$. If screening is provided by the metallic contacts, we can estimate $d \approx 1\mu\text{m}$, which leads to $d^2/a_B \approx 10^4\text{nm}$. Hence, near the critical electron density $\rho^{-1} \approx \pi\ell_{\text{so}} \approx 600\text{nm}$ required for the observation of the helical gap, the inequality (7) is fulfilled and the Coulomb repulsion indeed dominates over the kinetic energy. We will therefore develop a theoretical model of the helical gap taking into account the strong effect of the Coulomb repulsion.

We would like to point out that most investigations on Rashba wires have so far focused on Majorana wires, where a nearby superconductor screens the Coulomb interaction. In that case, we expect $d \approx a_B$, so a Wigner crystal does not form. In contrast, this paper focuses on bare wires where screening is much weaker. In this case, the fact that $d \gg a_B$ opens a large density window (7) for the Wigner crystal formation.

To extend the existing conductance calculations of Rashba wires^{33–35,37} towards strong correlations, we develop a 1D Wigner crystal theory^{20–23} for systems with RSOC. We start by considering a system of N electrons, each of which is described by the Hamiltonian (1), and add the translation-invariant and spin-independent interaction term $V(z_m - z_n)$, where z_n denotes the position of the n th particle. Moreover, it is convenient to perform a unitary transformation $U = \prod_n \exp(2im\alpha_R z_n S_n^z)$ on Eq. (1) to gauge away the Rashba term at the expense of turning the constant magnetic field into a spiral magnetic field in the spin- $x - y$ plane. Importantly, this transformation commutes with the interaction Hamiltonian. Hence, the transformed Hamiltonian reads (see App. A for details)

$$H = \sum_{n=1}^N \left[\frac{p_n^2}{2m} - g\mu_B B \begin{pmatrix} \cos(2m\alpha_R z_n) \\ -\sin(2m\alpha_R z_n) \\ 0 \end{pmatrix} \cdot \vec{S}_n \right] + \sum_{n < m}^N V(z_m - z_n). \quad (8)$$

For $B = 0$, the low-density limit of this Hamiltonian has been studied in Refs. [23]. Strong repulsions favor a crystalline alignment of the electrons near lattice position $z_n \approx an$, where $a = 1/\rho$ is the lattice spacing. Including the kinetic energy allows fluctuations about these lattice positions, and gives rise

to a single branch of acoustic phonons with wave vector $k \in [-\pi\rho, \pi\rho]$. The charge sector of the system can be described by the Hamiltonian,

$$H_c = \sum_k \omega(k) a_k^\dagger a_k, \quad (9)$$

where a_k are bosonic operators. For unscreened Coulomb repulsion, the phonon dispersion $\omega(k)$ has a logarithmic singularity at $k = 0$. If screening by a metallic gate at a distance d from the wire is taken into account, the phonon spectrum near $k = 0$ becomes linear, $\omega(k) \propto v_c k$ with a sound velocity²¹ $v_c = [2e^2 \rho \log(8\rho d) / (\epsilon m)]^{1/2}$. Denoting by $v_F = \pi\rho / (2m)$ the Fermi velocity of the noninteracting electron system, the low-energy continuum limit of Eq. (9) is a LL with Luttinger parameter $K_c = v_F / v_c \ll 1$.

To lowest order, the Coulomb repulsion does not affect the spin sector, thus leaving a 2^N -fold spin degeneracy. The latter is lifted, however, by virtual spin exchange between neighboring lattice sites. Taking this into account, one finds that in the absence of magnetic field, the spins are described by an antiferromagnetic XXX Heisenberg chain,²³ in accordance with the Lieb-Mattis theorem.³⁸ Including the magnetic field, we obtain the spin Hamiltonian,

$$H_s = J(\rho) \sum_{n=1}^{N-1} \vec{S}_n \cdot \vec{S}_{n+1} - g\mu_B \sum_{n=1}^N \vec{B}_n \cdot \vec{S}_n. \quad (10)$$

with exchange constant $J(\rho) \approx E_F \exp(-\eta / \sqrt{\rho a_B}) \ll E_F$ and $\eta \approx 2.8$.^{17,39} In addition to the antiferromagnetic exchange term, the Hamiltonian contains a spiral magnetic field $\vec{B}_n = [\cos(\varphi n), \sin(\varphi n), 0]$, where φ is defined in Eq. (3). For $B = 0$, the spectrum is gapless and a low-energy limit leads back to a LL Hamiltonian for the spin sector at temperatures $T \ll J$.¹⁹ In contrast, the Wigner crystal remains stable up to much higher temperatures $J \ll T \lesssim E_F$. We note that due to the dependence of J on ρ , the Wigner crystal picture naturally gives rise to the spin-charge coupling expected when going beyond the linear-spectrum approximation of Luttinger theory.^{18,40,41}

The helical gap shows up as an opening of the spectral gap in the spin Hamiltonian (10) above a critical magnetic field. Before discussing the phase diagram of the Hamiltonian H_s , let us discuss some simple limits. On the one hand, for large densities ($\varphi \ll 1$) the magnetic field is essentially constant. In that case, H_s describes a Heisenberg XXZ model, whose phase diagram is well known: the system remains gapless up to a critical magnetic field $B_{\text{crit}} = 2J(\rho)$. For larger fields, a gap opens and the spins order ferromagnetically along the applied field.

On the other hand, for $\varphi = \pi$, corresponding to the critical density $\rho = (\pi\ell_{\text{so}})^{-1}$, the magnetic field is precisely staggered: $B_n^x = (-1)^n B$. This type of Heisenberg model was investigated using bosonization, and it was found that it is quantum-critical. For $B = 0$, the spectrum is gapless, whereas a finite B opens a gap of order⁴² $\Delta/J \propto (B/J)^{2/3}$. Hence, at the critical density, an infinitesimal field is sufficient to open the helical gap.

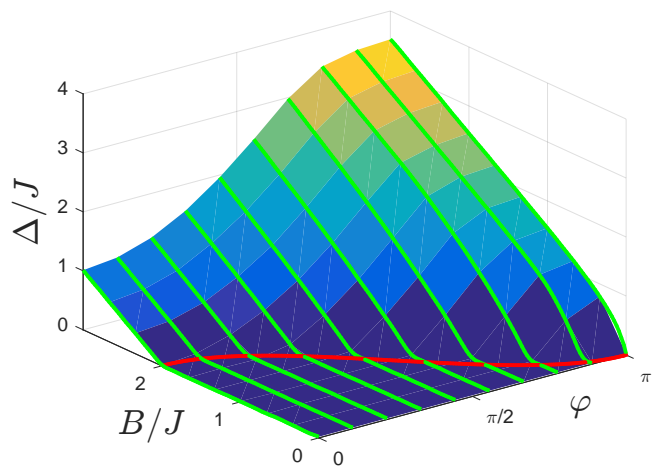


FIG. 2. Helical gap Δ as function of magnetic field B and inverse electron density $\varphi = 1/(\rho\ell_{\text{so}})$. The surface plot and the green (bright) lines denote the numerical results obtained using DMRG. The red line shows the critical magnetic field $B_{\text{crit}}(\varphi)$, see Eq. (12).

To investigate the general case, it is convenient to restore translation invariance by mapping the system with spiral magnetic field onto a system with constant magnetic field and modified exchange terms,

$$H'_s = J(\rho) \sum_{n=1}^{N-1} \left[\cos(\varphi) (S_n^x S_{n+1}^x + S_n^y S_{n+1}^y) + \sin(\varphi) (S_n^x S_{n+1}^y - S_n^y S_{n+1}^x) + S_n^z S_{n+1}^z \right] - g\mu_B B \sum_{n=1}^N S_n^x. \quad (11)$$

Reflection symmetry makes it possible to restrict our analysis to $\varphi \in [0, \pi]$. To investigate the full crossover between the limits of constant ($\varphi = 0$) and staggered ($\varphi = \pi$) magnetic fields, we solve the Hamiltonian (11) numerically via a density-matrix renormalization group (DMRG) analysis using the ALPS package.^{43,44} The results for the spectral gap as a function of magnetic field for different values of φ are shown in Fig. 2. Comparing different system lengths (from $N = 64$ up to $N = 256$) to mitigate finite-size effects, we find by fitting the numerical results that the critical magnetic field as a function of electron density reads

$$g\mu_B B_{\text{crit}}(\rho) = J(\rho) [\cos(\varphi) + 1]. \quad (12)$$

This equation is the central result for this Letter. It predicts that the critical magnetic field to open a helical gap at a given electron density is actually an oscillatory function of density, in stark contrast to the noninteracting result (3) and results based on Luttinger liquid theory. A comparison between interacting and noninteracting results is shown in Fig. 3. The figure also illustrates that the helical gap can be regarded as a commensurability effect between the pitch of the effective spiral magnetic field and the density. We will now discuss the implications of this result and compare it to existing results.

The expression (12) for the critical field can be reproduced using spin-wave theory for the Hamiltonian (11). Despite

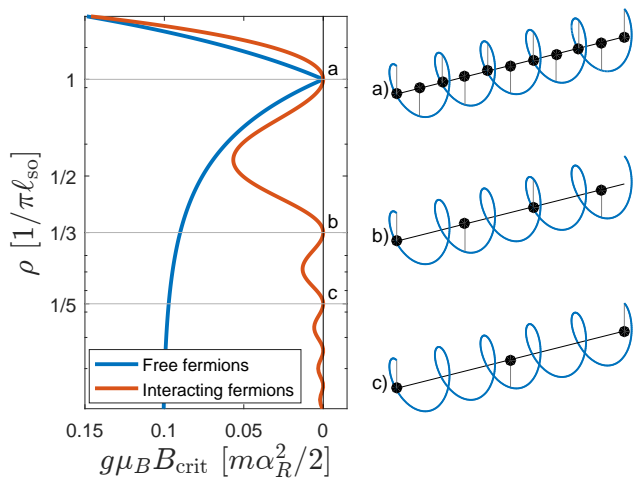


FIG. 3. Critical magnetic field B_{crit} as a function of density ρ for the noninteracting (blue line) and the interacting (red line) case. In the noninteracting case, $B_{\text{crit}} = 0$ only at the critical density $\pi\rho = 1/\ell_{\text{so}}$. In the interacting case, in contrast, we find $B_{\text{crit}} = 0$ whenever the particle density is commensurate with the pitch of the effective spiral magnetic field. Examples for commensurate densities are shown in the right panel, where the dots denote the electron positions and the spiral indicates the effective magnetic field, see Eq. (8).

being a large- S expansion, this semiclassical approximation is known to often yield qualitatively correct results even for $S = 1/2$ spin Heisenberg chains.⁴⁵ As we show in the App. B, in addition to Eq. (12), spin-wave theory predicts the following scaling of the helical gap for $B = B_{\text{crit}} + \delta B$,

$$\Delta(\rho, B) = g\mu_B \sqrt{\delta B} \sqrt{\delta B + J[1 - \cos(\varphi)]} \quad (13)$$

Hence, we find the expected linear gap opening $\Delta \propto \delta B$ for $\varphi \ll 1$, similarly to the noninteracting limit in Eq. (4). On the other hand, for $\delta B \ll J[1 - \cos(\varphi)]$, spin-wave theory predicts that the gap opens with a square-root cusp, $\Delta \propto \delta B^\gamma$ with $\gamma = 1/2$. The fact that $\Delta(\delta B)$ changes from linear to power-law behavior as φ is increased agrees well with our DMRG results. However, the true exponent of the power-law differs from the spin-wave theory prediction. Indeed, from our numerical simulation we find $\gamma \approx 0.66$ at $\varphi = \pi$, in agreement with bosonization result $\Delta \propto B^{2/3}$ for the Heisenberg chain in a staggered magnetic field.⁴²

A possible way to observe the helical gap which is currently being explored in experiments^{12,14,15} is to study the zero-bias conductance of Rashba wires as the electron density is lowered. Therefore, let us briefly discuss this quantity in the low-density regime. Calculating the conductance of an interacting quantum wire is a nontrivial problem because of the importance of the contacts.^{46–48} In case of Rashba wires, it is known in particular that the contact profile can modify the amplitude of the conductance step.³⁷ In the Wigner crystal regime, the conductance of a wire with noninteracting contacts can be derived by studying the dissipated heat when the system is subject to an ac drive current $I(t) = I_0 \cos(\omega t)$,²³ and taking the limit $\omega \rightarrow 0$. The method was reviewed in detail in Ref. [17]. Adapting it to our system, we find that at low temperatures

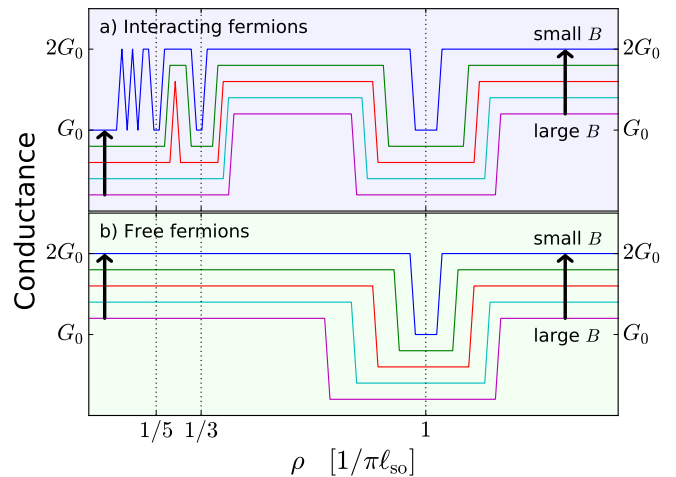


FIG. 4. Schematic plots of the conductance $G(\rho)$ for different values of B . For clarity, the lines for larger magnetic fields have been shifted downwards. In the interacting case (upper panel), the conductance drops whenever the Wigner lattice is commensurate with the Rashba length. Moreover, the conductance saturates at G_0 towards low densities because $J(\rho) \rightarrow 0$, in stark contrast to the noninteracting case (lower panel).

$T \ll J, \Delta$, the conductance is given by Eq. (5) with the modified critical field $B_{\text{crit}}(\rho)$ in Eq.(12), which is now an oscillatory function of ρ . Hence, at the critical density $\rho = (\pi\ell_{\text{so}})^{-1}$, the conductance reaches the value G_0 and increases towards $2G_0$ in its vicinity. However, as shown in Fig. 3 a reduced conductance G_0 is reached again at lower densities $\rho \ll (\pi\ell_{\text{so}})^{-1}$, whenever the electron density is commensurate with the spin-orbit length. A schematic plot of the conductance as a function of density is shown in Fig. 4. For low densities (at fixed a_B), $B_{\text{crit}} \rightarrow 0$, so the conductance is reduced to $G = G_0$ for any finite magnetic field. This is in stark contrast to the behavior for noninteracting systems [see Eq. (3)], where $g\mu_B B_{\text{crit}} = m\alpha_R^2/2$ for $\rho \rightarrow 0$, so $G(\rho \rightarrow 0, B) = 2G_0$ for weak magnetic fields $B < B_{\text{crit}}$. Moreover, when reducing the interaction strength (increasing a_B) at constant ρ , B_{crit} remains nonzero: the limits $\rho \rightarrow 0$ and $a_B \rightarrow \infty$ do not commute.

Disorder is always a important concern in one dimension, both from the point of view of Luttinger liquids where it is renormalization-group relevant for repulsive interactions, and in the Wigner crystal where it can drive a Peierls instability. In this respect, it is encouraging to note that recent experiments have managed to realize good contacts,¹⁴ suspended wires,¹³ and ballistic transport with a mean free path of several μm in InSb nanowires.¹⁵ We therefore expect our predictions to be observable in these state-of-the-art wires.

To conclude, we have shown that at the low electron densities ρ needed to see the helical gap in experiments on Rashba wires, Coulomb repulsion dominates over the kinetic energy of electrons. To access this regime, we developed a Wigner crystal theory for 1D systems with RSOC. Within this theory, the helical gap arises in the spin sector as a consequence of commensurability between the Wigner lattice spacing $1/\rho$ and the Rashba length ℓ_{so} . We studied the critical magnetic

field for the opening of a helical gap as a function of the electron density. We found that, in contrast to the noninteracting or weakly interacting cases, the critical field is an oscillatory function of density and tends to zero for $\rho \rightarrow 0$. Hence, the effect of strong Coulomb interactions need to be taken into account when looking for experimental signatures of the helical gap in Rashba wires.

ACKNOWLEDGMENTS

We would like to thank Tobias Meng and Thomas Schäpers for helpful discussions. We acknowledge support by the National Research Fund, Luxembourg under grant ATTRACT 7556175.

Appendix A: Hamiltonian with Rashba SOC

1. Background

Let us briefly discuss the theoretical approaches taken so far to describe Rashba wires with interactions.

In the case of weak interactions, it is possible to start with the single-particle spectrum of the free fermions (see Fig. 1), linearize it near the Fermi points, and use bosonization to account for the interactions.^{34,35} Without magnetic field, this results in Luttinger Hamiltonians describing the charge and spin sectors. In this language, a magnetic field generates a sine-Gordon term, and a perturbative renormalization group (RG) analysis allows an estimate of the helical gap, which was shown to open for arbitrary repulsive interactions, and increases in magnitude for stronger interactions.

Parts of this approach continue to work for strong interactions (or low densities). Without magnetic field, a linear Rashba term $\propto \alpha_R p \sigma^z$ can simply be gauged away and the Hamiltonian becomes identical to that of SU(2) invariant spinful fermions. In that case, the spectrum in both charge sector and spin sector remains gapless for arbitrarily strong repulsive interactions. The charge sector is then a Luttinger liquid with Luttinger parameter $K_c \ll 1$ and sound velocity $v_c \gg v_F$, v_F being the Fermi velocity of the noninteracting particles. The parameters of the spin sector are $v_s \ll v_F$ and $K_s = 1$ due to SU(2) invariance.⁴⁹ Luttinger theory in the two sectors remains valid up to energies $E_{c,s} \sim v_{c,s} \rho$, where ρ is the electron density.²³ A magnetic field can again be added to the system as a perturbation. One finds again a helical gap, but this approach is limited to small magnetic fields $g\mu_B B \ll E_s \ll E_c$.

Hence, in the limit of strong interactions, the Luttinger liquid approach suffers from certain shortcomings. Firstly, linearizing the free particle spectrum is not a good starting point for strong interactions. Secondly, the energy range accessible to LL theory tends to zero for strong interactions,²³ a circumstance which has been discussed in detail in the context of spin-incoherent LLs.¹⁹ In our strongly interacting system this means that while LL theory remains correct in the limit of zero energies, it cannot give correct predictions at the interesting magnetic field strengths. Finally, the RG arguments

leading to the gap scaling equations are perturbative and valid only for small magnetic fields.

2. Wigner crystal theory

To extend the existing approaches for the conductance of Rashba wires³³⁻³⁵ towards strong interactions, we build on successful efforts over the past decades to develop a consistent theory for interacting electrons in one dimension at low densities, which is referred to as a 1D Wigner crystal theory.^{17,20-23} Clearly, the concept of a Wigner crystal in one dimension has to be taken with a pinch of salt, because the Mermin-Wagner theorem rules out a spontaneous breaking of the translation symmetry in the thermodynamic limit. Moreover, long-range crystalline order is evidently unstable against quantum fluctuations in 1D. These issues have been discussed in detail in a recent review.¹⁷

In the limit of low energies, Wigner crystal predictions agree with LL theory.⁴⁹ In particular long-range correlations decay as power-laws with interaction-dependent exponents.²² However, its advantages over LL theory are twofold: firstly, at low densities its energy range of validity is much larger than that of LL theory,²³ and secondly, it often allows a quantitative estimate of the parameters,²³ whereas the parameters entering the LL Hamiltonian, i.e., the Luttinger parameter and the sound velocity, are usually phenomenological at strong interactions.⁴⁹

We consider the following Hamiltonian which describes N spinful electrons with quadratic spectrum subject to Rashba spin-orbit coupling, a magnetic field perpendicular to the spin-orbit axis, and interactions,

$$H = \sum_{n=1}^N \left[\frac{p_n^2}{2m} - \alpha_R p_n \sigma_n^z \right] + \frac{1}{2} \sum_{m \neq n} V(z_m - z_n) - \frac{g\mu_B B}{2} \sum_{n=1}^N \sigma_n^x \quad (\text{A1})$$

Here, p_n and z_n are the momentum and position operators of the n th particle, α_R denotes the strength of the spin-orbit coupling, and $\sigma_n^{x,z}$ denotes Pauli matrices corresponding to the particle n . First, it is convenient to remove the spin-orbit coupling by a unitary transformation. Using the action of the translation operator $e^{izp_0} p e^{-izp_0} = p - p_0$, we shift the momentum of particle n by $m\alpha_R \sigma_n^z$,

$$U = \exp \left\{ i \sum_n m\alpha_R z_n \sigma_n^z \right\} \quad (\text{A2})$$

Under this transformation, the Hamiltonian becomes

$$\begin{aligned} \tilde{H} &= U H U^\dagger \\ &= \sum_{n=1}^N \frac{p_n^2}{2m} + \frac{1}{2} \sum_{m \neq n} V(z_m - z_n) - N\epsilon_{\text{SO}} \\ &\quad - \frac{g\mu_B B}{2} \sum_{n=1}^N \left[\cos(2m\alpha_R z_n) \sigma_n^x - \sin(2m\alpha_R z_n) \sigma_n^y \right] \end{aligned} \quad (\text{A3})$$

where $\epsilon_{\text{SO}} = m\alpha_R^2/2$.

3. Charge Hamiltonian

Let us first review the case $B = 0$. In that case, the transformed Hamiltonian $\tilde{H}_c := \tilde{H}(B = 0)$ is independent of Rashba spin-orbit coupling, so we shall just reproduce the known results for a Wigner lattice here.²³ If the electron density is sufficiently small, the potential energy will dominate over the kinetic energy term. A Wigner lattice will then form,^{20,22} where the electrons are localized approximately at positions $z_n \approx nL/N = an$. Here, L denotes the length of the system and $a = 1/\rho = L/N$ is the lattice spacing. In that limit, we can introduce the small displacement operator,

$$z'_n := z_n - an \ll a \quad (\text{A4})$$

which is canonically conjugate to p_n . Expanding to the second order in the displacement, we find

$$\tilde{H}_c \approx \sum_{n=1}^N \frac{p_n^2}{2m} + \frac{1}{4} \sum_{n=1}^N \sum_{j \neq 0} V''(aj)(z'_{n+j} - z'_n)^2 - N\epsilon_{\text{SO}} \quad (\text{A5})$$

where we used $V'(am - an) = 0$ which holds because the equilibrium positions of the particles minimize the potential energy. The summation over j is over $N - 1$ values. We can assume periodic boundary conditions, i.e., $p_n = p_{N+n}$ and $z'_n = z'_{n+N}$ to simplify that sum to $\sum_{j=1}^{N-1}$. The Hamiltonian can now easily be diagonalized by Fourier transformation. We introduce the normal modes

$$\Pi_k = \frac{1}{\sqrt{N}} \sum_{n=1}^N e^{-ikan} p_n, \quad Q_k = \frac{1}{\sqrt{N}} \sum_{n=1}^N e^{ikan} z'_n \quad (\text{A6})$$

where $k = 2\pi m/L$ runs over N momenta in the first Brillouin zone. These operators satisfy the canonical commutation relations $[\Pi_k, Q_{k'}] = -i\delta_{kk'}$. It is easy to show that this transforms the Hamiltonian to

$$\tilde{H}_c = \sum_k \left[\frac{\Pi_k^\dagger \Pi_k}{2m} + \frac{1}{2} m \omega^2(k) Q_k^\dagger Q_k - \epsilon_{\text{SO}} \right] \quad (\text{A7})$$

where we introduced the mode frequencies

$$\omega^2(k) = \frac{1}{m} \sum_{j=1}^{N-1} V''(aj)[1 - \cos(kaj)] \quad (\text{A8})$$

If we were to consider a short-range potential, we would only keep the terms $j = 1$ and $j = N - 1$, in which case we would find the typical spectrum of acoustic phonons,

$$\omega(k) = 2\sqrt{V''(a)/m} |\sin(ak/2)| \quad (\text{A9})$$

which corresponds to a linear spectrum for small k . On the other hand, for a generic interaction potential, we should express $\omega(k)$ in terms of the Fourier transform of the interaction potential. Using $V(x) = (1/N) \sum_q e^{iqx} V_q$, we have

$$\omega^2(k) = \frac{k^2}{m} V_k \quad (\text{A10})$$

Finally, we introduce the conventional creation and annihilation operators,

$$\begin{aligned} \Pi_k &= i \sqrt{\frac{m\omega(k)}{2}} (a_k^\dagger - a_{-k}) \\ Q_k &= \frac{1}{\sqrt{2m\omega(k)}} (a_{-k}^\dagger + a_k) \end{aligned} \quad (\text{A11})$$

which leads to the Hamiltonian

$$\tilde{H}_c = \sum_k \omega(k) \left(a_k^\dagger a_k - \frac{1}{2} \right) - N\epsilon_{\text{SO}} \quad (\text{A12})$$

which coincides, up to a constant, with Eq. (9). Because $\omega(k) \rightarrow 0$ for $k \rightarrow 0$, the excitation spectrum is gapless (except for a trivial finite size gap $\propto 1/L$). The low-energy excitations are acoustic phonons with spectrum $\omega(k) \propto k$. Its eigenstates are Fock states with a certain set of phonon quantum numbers. Each of the eigenvalues has a degeneracy 2^N because the eigenenergies are spin-independent within our approximation. A complete basis of this Hamiltonian is given by the vectors

$$\{|n_{k_1}, \dots, n_{k_N}, \sigma_1^z, \dots, \sigma_N^z\rangle\} \quad (\text{A13})$$

where $n_k \in \mathbb{N}_0$ denotes the number of phonons in mode k and $\sigma_n^z \in \{-1, 1\}$ denotes the z component of the spin on lattice site n .

4. Spin exchange

The spin degeneracy is due to the fact that we assumed $B = 0$ and restricted the position of each electron to one site in the Wigner lattice. The most important process we neglected so far is tunneling between neighboring sites. Due to the strong interactions, each lattice site should always be singly occupied. But even in this limit spin exchange between neighboring sites is possible, albeit weak. In order to investigate this effect, we follow Ref. [23] and consider the positions of $N - 2$ particles as fixed, and only investigate the dynamics of the two remaining particles.

Starting from Eq. (A3) and keeping $B = 0$, these assumptions lead to the two-particle Hamiltonian,

$$\tilde{H}_2 = \frac{p_1^2}{2m} + \frac{p_2^2}{2m} + V(z_1 - z_2) + V_r(z_1) + V_r(z_2) \quad (\text{A14})$$

where $V_r(x)$ denotes the potential generated by the remaining $N - 2$ stationary electrons. The two particles are in a double-well potential, which we shall call $U(z)$. Such a scenario was investigated in Ref. [23] for an unscreened Coulomb potential $V(z) = e^2/(\epsilon|z|)$, and a formula for $U(z)$ was derived there. The effective Hamiltonian in real space is now a two-body problem,

$$\left[-\frac{\partial^2}{2m} - \frac{\partial^2}{2m} + U(z_1 - z_2) \right] \phi(z_1, z_2) = E\phi(z_1, z_2) \quad (\text{A15})$$

It is known that the ground state wave function ϕ_S is symmetric in z_1 and z_2 , whereas the first excited state ϕ_A is antisymmetric.²³ The two states are split by an energy which can be determined using the WKB approximation

$$J = \frac{U''(a)}{m\sqrt{e\pi}} \exp \left\{ - \int_{-z_0}^{z_0} dz \sqrt{2m[U(z) - U''(a)/2m]} \right\} \quad (\text{A16})$$

where $\pm z_0$ are the edges of the classically forbidden region of the potential $U(z)$. Importantly, this energy splitting is independent of the spins of the two particles. Therefore, we can construct the following ground state and first excited state wavefunctions, which consist of a spin-independent orbital part, and a singlet or triplet spin part. The ground state wave function is nondegenerate and reads,

$$\psi_0(z_1, \sigma_1, z_2, \sigma_2) = \phi_S(z_1, z_2) [\delta_{\sigma_1\uparrow}\delta_{\sigma_2\downarrow} - \delta_{\sigma_1\downarrow}\delta_{\sigma_2\uparrow}] \quad (\text{A17})$$

The first excited state is a threefold degenerate triplet and reads,

$$\begin{aligned} \psi_{1,-1}(z_1, \sigma_1, z_2, \sigma_2) &= \phi_A(z_1, z_2) \delta_{\sigma_1\downarrow} \delta_{\sigma_2\downarrow} \\ \psi_{1,0}(z_1, \sigma_1, z_2, \sigma_2) &= \phi_A(z_1, z_2) [\delta_{\sigma_1\uparrow} \delta_{\sigma_2\downarrow} + \delta_{\sigma_1\downarrow} \delta_{\sigma_2\uparrow}] \\ \psi_{1,1}(z_1, \sigma_1, z_2, \sigma_2) &= \phi_A(z_1, z_2) \delta_{\sigma_1\uparrow} \delta_{\sigma_2\uparrow} \end{aligned} \quad (\text{A18})$$

If we are only interested in the spin degrees of freedom, we can therefore describe this by a Hamiltonian,

$$\tilde{H}_2 = J \vec{S}_1 \cdot \vec{S}_2 \quad (\text{A19})$$

The alignment of nearest neighbors' spins is antiferromagnetic in accordance with the Lieb-Mattis theorem.³⁸ So far,

we showed this for two sites. But since next-nearest-neighbor hopping is exponentially suppressed compared to nearest-neighbor hopping, we can use the following Heisenberg Hamiltonian for the spin system

$$\tilde{H}_S = J \sum_{n=1}^N \vec{S}_n \cdot \vec{S}_{n+1} \quad (\text{A20})$$

It should be pointed out that J depends on the positions of the electrons and may in principle be nonuniform, $J \rightarrow J_n$. In that sense, \tilde{H}_S implicitly contains spin-charge coupling. Treating J as a constant works as long as $z'_n \ll a$.

Appendix B: Spin wave theory

We start from the Hamiltonian (11). As we are mainly interested in physical effects near the critical field, we use the ferromagnetic large-field state as a starting point for spin-wave theory. For $B \gg J > 0$, the spins are all polarized in the $+x$ direction, and we can use the Holstein-Primakoff transformation where the largest component is in x direction,

$$\vec{S}_n \approx \left(S - c_n^\dagger c_n, \quad \sqrt{\frac{S}{2}}(c_n^\dagger + c_n), \quad i\sqrt{\frac{S}{2}}(c_n^\dagger - c_n) \right) \quad (\text{B1})$$

where c_n and c_n^\dagger are bosonic annihilation and creation operators and $S = 1/2$. Hence, we obtain the following terms,

$$\begin{aligned} J \cos(\varphi) S_n^x S_{n+1}^x &= J \cos(\varphi) S^2 - JS \cos(\varphi) c_n^\dagger c_n - JS \cos(\varphi) c_{n+1}^\dagger c_{n+1} + \text{irrelevant terms} \\ J \cos(\varphi) S_n^y S_{n+1}^y &= \frac{J \cos(\varphi) S}{2} (c_n^\dagger c_{n+1}^\dagger + c_n^\dagger c_{n+1} + c_n c_{n+1}^\dagger + c_n c_{n+1}) \\ JS_n^z S_{n+1}^z &= -\frac{JS}{2} (c_n^\dagger c_{n+1}^\dagger - c_n^\dagger c_{n+1} - c_n c_{n+1}^\dagger + c_n c_{n+1}) \\ J \sin(\varphi) S_n^x S_{n+1}^y &= J \sin(\varphi) \left[\frac{S\sqrt{S}}{\sqrt{2}}(c_{n+1}^\dagger + c_{n+1}) - \sqrt{\frac{S}{2}} c_n^\dagger c_n (c_{n+1}^\dagger + c_{n+1}) \right] \\ J \sin(\varphi) S_n^y S_{n+1}^x &= J \sin(\varphi) \left[\frac{S\sqrt{S}}{\sqrt{2}}(c_n^\dagger + c_n) - \sqrt{\frac{S}{2}}(c_n^\dagger + c_n) c_{n+1}^\dagger c_{n+1} \right] \end{aligned} \quad (\text{B2})$$

Spin-wave theory is based on a large- S expansion. When summed over n in the Hamiltonian the terms $\propto S^{3/2}$ cancel. Moreover, the terms $\propto \sqrt{S}$ are subleading and can be ignored. To do a systematic expansion, we assume that B is also of order S ,⁴² and keep only the terms of order S . We obtain, after

Fourier transform,

$$\begin{aligned} H &= \sum_k \left\{ (-2JS \cos(\varphi) + B) c_k^\dagger c_k \right. \\ &\quad + \frac{JS}{2} (\cos(\varphi) - 1) (e^{ik} c_k^\dagger c_{-k}^\dagger + \text{h.c.}) \\ &\quad \left. + \frac{JS}{2} (\cos(\varphi) + 1) (e^{ik} c_k^\dagger c_k + \text{h.c.}) \right\} \end{aligned} \quad (\text{B3})$$

Therefore, we can write this as

$$H = \frac{1}{2} \sum_k \begin{pmatrix} c_k^\dagger \\ c_{-k} \end{pmatrix}^T \begin{pmatrix} X & Y \\ Y^* & X \end{pmatrix} \begin{pmatrix} c_k \\ c_{-k}^\dagger \end{pmatrix} \quad (\text{B4})$$

where

$$\begin{aligned} X &= -2JS \cos(\varphi) + B + JS(\cos(\varphi) + 1) \cos(k) \\ Y &= JS(\cos(\varphi) - 1)e^{ik} \end{aligned} \quad (\text{B5})$$

We solve the Hamiltonian using a Bogoliubov transformation. We write the operators as $c_k^\dagger = ub_k^\dagger + vb_{-k}$ and $c_{-k}^\dagger = ub_{-k}^\dagger + vb_k$. If we assume that b_k fulfill bosonic commutation relations, this leads to $[c_k, c_{k'}^\dagger] = (|u|^2 - |v|^2)\delta_{kk'}$ and thus to the requirement $|u|^2 - |v|^2 = 1$, which we can satisfy by setting $u = e^{i\phi_1} \cosh \theta$ and $v = e^{i\phi_2} \sinh \theta$. In terms of the new operators, we find

$$\begin{aligned} H &= \frac{1}{2} \sum_k \begin{pmatrix} b_k^\dagger \\ b_{-k} \end{pmatrix}^T \begin{pmatrix} X' & Y' \\ Y'^* & X' \end{pmatrix} \begin{pmatrix} b_k \\ b_{-k}^\dagger \end{pmatrix} \\ X' &= X \cosh(2\theta) + Y \cos(\phi_1 + \phi_2) \sinh(2\theta) \\ Y' &= e^{i(\phi_1 - \phi_2)} [X \sinh(2\theta) \\ &\quad + Y e^{i(\phi_1 + \phi_2)} \cosh^2(\theta) + Y^* e^{-i(\phi_1 + \phi_2)} \sinh^2(\theta)] \end{aligned} \quad (\text{B6})$$

We would like to choose the parameters in such a way that the off-diagonal part vanishes. We can achieve this by first demanding that $Y e^{i(\phi_1 + \phi_2)}$ is real, i.e., $\phi_1 + \phi_2 = -\arg Y$. Having fixed this, vanishing off-diagonal elements leads to

$$\tanh(2\theta) = -\frac{|Y|}{X} \quad (\text{B7})$$

which has a real solution only if $|Y| < X$. With these parameters, the Hamiltonian takes the form $H = \sum_k \epsilon(k, \varphi) b_k^\dagger b_k$ with the eigenenergies

$$\epsilon(k, \varphi) := X' = \frac{X^2 - |Y| \operatorname{Re} Y}{\sqrt{X^2 - |Y|^2}} \quad (\text{B8})$$

Unfortunately, in general there seems to be no simple solution of the energies. We find, however, rather simple expression for $\varphi = 0$ and $\varphi = \pi$,

$$\begin{aligned} \epsilon(k, \varphi = 0) &= |J[\cos(k) - 1] + B| \\ \epsilon(k, \varphi = \pi) &= \frac{(B + J)^2 + J^2 \cos(k)}{\sqrt{B(B + 2J)}} \end{aligned} \quad (\text{B9})$$

We see that $\epsilon(k, \varphi = 0)$ is gapped for all $B > 2J$. In contrast, $\epsilon(k, \varphi = \pi)$ is gapped for all $B > 0$. These limits coincide with Eq. (12) of the main text. To study the behavior for arbitrary φ , we observe by plotting the general function $\epsilon(k, \varphi)$ that when increasing J for fixed B , the gap closing always occurs at $k = \pi$. In this case, we also find a simple result

$$\epsilon(k = \pi, \varphi) = \sqrt{(B - 2J \cos \varphi)(B - J - J \cos \varphi)} \quad (\text{B10})$$

From this equation, one finds Eq. (12) as the condition for the having a finite gap. Expanding $\epsilon(k = \pi, \varphi)$ close to this critical field, i.e., using $B = J(1 + \cos \varphi) + \delta B$, we find

$$\epsilon(k = \pi, \varphi, B_{\text{crit}} + \delta B) = \sqrt{(J - J \cos \varphi) + \delta B} \delta B \quad (\text{B11})$$

For $\varphi = 0$, the gap opens indeed linearly, $\epsilon \propto \delta B$. On the other hand, for $J(1 - \cos \varphi) \gg \delta B$, the gap opens with a square root dependence.

Appendix C: Connection to bosonization

The helical gap for interacting systems was studied in Ref. [35] based on Luttinger theory, and we would like to connect to their results. Such a comparison is possible exactly at the critical density, i.e., at chemical potential $\mu = 0$, where the chemical potential is exactly at the band crossing. In this case, the effective magnetic field after removing the Rashba spin-orbit coupling is just staggered, the critical field for opening a gap vanishes, and we can compare the gap width as a function of magnetic field.

To use bosonization for chemical potential $\mu = 0$, we linearize the spectrum around $k = \pm k_F = \pm 2m\alpha_R$ and $k = 0$ and introduce left-moving and right-moving fermionic operators by decomposing the physical fermions as,³⁵

$$\begin{aligned} \psi_\uparrow &= \psi_{L\uparrow} + e^{ik_F x} \psi_{R\uparrow} \\ \psi_\downarrow &= e^{-ik_F x} \psi_{L\downarrow} + \psi_{R\downarrow} \end{aligned} \quad (\text{C1})$$

We bosonize these according to $\psi_{\alpha\sigma} = (2\pi a)^{-1/2} e^{-i(\alpha\phi_\sigma - \theta_\sigma)}$, where $\alpha = R, L = +, -$, $\sigma = \uparrow, \downarrow$, and a denotes the short-distance cutoff. Next, we introduce charge and spin modes, $\phi_{c,s} = (\phi_\uparrow \pm \phi_\downarrow) / \sqrt{2}$ and analogously for $\theta_{c,s}$. In the absence of magnetic field, the resulting Luttinger Hamiltonian is characterized by two Luttinger parameters, K_c and K_s , for the charge and spin sector, respectively. In the limit of strong repulsive interactions, we have $K_c \ll 1$, whereas $K_s = 1$ is fixed by SU(2) symmetry.

Next, we add the magnetic field term, which couples to a linear combination of charge and spin modes,

$$\begin{aligned} H_B &= B \int dx [\psi_\uparrow^\dagger(x) \psi_\downarrow(x) + \text{h.c.}] \\ &= \frac{B}{\pi a} \int dx \cos[\sqrt{2}(\phi_c - \theta_s)] \end{aligned} \quad (\text{C2})$$

In Ref. [35] it was found using an RG analysis that to leading order the Zeeman term obeys the following scaling equation,

$$\begin{aligned} \frac{dB}{d\ell} &= \frac{(3 - K_c)B}{2} \\ B(\ell) &= B(0)e^{\gamma\ell} \end{aligned} \quad (\text{C3})$$

where $\gamma = (3 - K_c)/2$. Here, ℓ is the logarithmically scaled cutoff, and is related to the physical cutoff as $a(\ell) = a_0 e^{-\ell}$. H_B is thus a relevant perturbation. At the end of the RG flow (say, at $\ell = \ell^*$), H_B dominates and generates a gap proportional to

B , hence $\Delta(\ell^*) \approx B(\ell^*)$. From this we can calculate the bare gap,⁴⁹

$$\Delta(0) = e^{-\ell^*} \Delta(\ell^*) = \left(\frac{B(0)}{B(\ell^*)} \right)^{1/\gamma} B(\ell^*) \propto B(0)^{1/\gamma} \quad (\text{C4})$$

Therefore, at $\mu = 0$, we find in the limits of weakly interacting and strongly interacting fermions, respectively,

$$\begin{aligned} \Delta(B) &\propto B && \text{for } K_c = 1 \\ \Delta(B) &\propto B^{2/3} && \text{for } K_c = 0. \end{aligned} \quad (\text{C5})$$

The exponent 1 for $K_c = 1$ agrees with the trivial noninteracting result, see Eq. (4). The exponent 2/3 in the strongly interacting limit agrees with what we found from our Heisenberg model from the DMRG solution at the staggered point and from the bosonization solution of the corresponding Heisenberg model,⁴² see Eq. (13) and the following paragraph.

-
- ¹ Y. Oreg, G. Refael, and F. von Oppen, *Phys. Rev. Lett.* **105**, 177002 (2010).
- ² R. M. Lutchyn, J. D. Sau, and S. Das Sarma, *Phys. Rev. Lett.* **105**, 077001 (2010).
- ³ J. Alicea, *Rep. Prog. Phys.* **75**, 076501 (2012).
- ⁴ M. Leijnse and K. Flensberg, *Semicond. Sci. Technol.* **27**, 124003 (2012).
- ⁵ C. Beenakker, *Ann. Rev. Cond. Mat. Phys.* **4**, 113 (2013).
- ⁶ C. Nayak, S. H. Simon, A. Stern, M. Freedman, and S. Das Sarma, *Rev. Mod. Phys.* **80**, 1083 (2008).
- ⁷ V. Mourik, K. Zuo, S. M. Frolov, S. R. Plissard, E. P. A. M. Bakkers, and L. P. Kouwenhoven, *Science* **336**, 1003 (2012).
- ⁸ M. T. Deng, C. L. Yu, G. Y. Huang, M. Larsson, P. Caroff, and H. Q. Xu, *Nano Letters* **12**, 6414 (2012).
- ⁹ A. Das, Y. Ronen, Y. Most, Y. Oreg, M. Heiblum, and H. Shtrikman, *Nature Physics* **8**, 887 (2012).
- ¹⁰ L. P. Rokhinson, X. Liu, and J. K. Furdyna, *Nat. Phys.* **8**, 795 (2012).
- ¹¹ S. M. Albrecht, A. P. Higginbotham, M. Madsen, F. Kuemmeth, T. S. Jespersen, J. Nygård, P. Krogstrup, and C. M. Marcus, *Nature* **531**, 206 (2016).
- ¹² I. van Weperen, B. Tarasinski, D. Eeltink, V. S. Pribiag, S. R. Plissard, E. P. A. M. Bakkers, L. P. Kouwenhoven, and M. Wimmer, *Phys. Rev. B* **91**, 201413 (2015).
- ¹³ D. Montemurro, D. Stornaiuolo, D. Massarotti, D. Ercolani, L. Sorba, F. Beltram, F. Tafuri, and S. Roddaro, *Nanotechnology* **26**, 385302 (2015).
- ¹⁴ J. Kammerhuber, M. C. Cassidy, H. Zhang, O. Gül, F. Pei, M. W. A. de Moor, B. Nijholt, K. Watanabe, T. Taniguchi, D. Car, S. R. Plissard, E. P. A. M. Bakkers, and L. P. Kouwenhoven, *arXiv:1603.03751 [cond-mat]* (2016).
- ¹⁵ H. Zhang *et al.*, *arXiv:1603.04069 [cond-mat]* (2016).
- ¹⁶ C. H. L. Quay, T. L. Hughes, J. A. Sulpizio, L. N. Pfeiffer, K. W. Baldwin, K. W. West, D. Goldhaber-Gordon, and R. de Picciotto, *Nat. Phys.* **6**, 336 (2010).
- ¹⁷ J. S. Meyer and K. A. Matveev, *J. Phys.: Condens. Matter* **21**, 023203 (2009).
- ¹⁸ A. Imambekov, T. L. Schmidt, and L. I. Glazman, *Rev. Mod. Phys.* **84**, 1253 (2012).
- ¹⁹ G. A. Fiete, *Rev. Mod. Phys.* **79**, 801 (2007).
- ²⁰ E. Wigner, *Phys. Rev.* **46**, 1002 (1934).
- ²¹ L. I. Glazman, I. M. Ruzin, and B. I. Shklovskii, *Phys. Rev. B* **45**, 8454 (1992).
- ²² H. J. Schulz, *Phys. Rev. Lett.* **71**, 1864 (1993).
- ²³ K. A. Matveev, *Phys. Rev. B* **70**, 245319 (2004); *Phys. Rev. Lett.* **92**, 106801 (2004); K. A. Matveev, A. Furusaki, and L. I. Glazman, *Phys. Rev. B* **76**, 155440 (2007).
- ²⁴ T. Meng, M. Dixit, M. Garst, and J. S. Meyer, *Phys. Rev. B* **83**, 125323 (2011).
- ²⁵ N. T. Ziani, F. Cavaliere, and M. Sassetti, *New J. Phys.* **15**, 063002 (2013).
- ²⁶ N. T. Ziani, F. Cavaliere, and M. Sassetti, *J. Phys.: Cond. Mat.* **25**, 342201 (2013).
- ²⁷ I. I. Yakimenko, V. S. Tsykunov, and K.-F. Berggren, *J. Phys.: Cond. Mat.* **25**, 072201 (2013).
- ²⁸ A. R. Goñi, A. Pinczuk, J. S. Weiner, J. M. Calleja, B. S. Dennis, L. N. Pfeiffer, and K. W. West, *Phys. Rev. Lett.* **67**, 3298 (1991).
- ²⁹ W. K. Hew, K. J. Thomas, M. Pepper, I. Farrer, D. Anderson, G. A. C. Jones, and D. A. Ritchie, *Phys. Rev. Lett.* **102**, 056804 (2009).
- ³⁰ M. Yamamoto, H. Takagi, M. Stopa, and S. Tarucha, *Phys. Rev. B* **85**, 041308 (2012).
- ³¹ M. Yamamoto, Y. Tokura, Y. Hirayama, and S. Tarucha, *J. Phys. Soc. Jpn.* **84**, 033710 (2015).
- ³² V. V. Deshpande and M. Bockrath, *Nat. Phys.* **4**, 314 (2008).
- ³³ T. L. Schmidt, *Phys. Rev. B* **88**, 235429 (2013).
- ³⁴ S. Gangadharaiah, B. Braunecker, P. Simon, and D. Loss, *Phys. Rev. Lett.* **107**, 036801 (2011).
- ³⁵ E. M. Stoudenmire, J. Alicea, O. A. Starykh, and M. P. Fisher, *Phys. Rev. B* **84**, 014503 (2011).
- ³⁶ S. Estévez Hernández, M. Akabori, K. Sladek, C. Volk, S. Alagha, H. Hardtdegen, M. G. Pala, N. Demarina, D. Grützmacher, and T. Schäpers, *Phys. Rev. B* **82**, 235303 (2010).
- ³⁷ D. Rainis and D. Loss, *Phys. Rev. B* **90**, 235415 (2014).
- ³⁸ E. Lieb and D. Mattis, *Phys. Rev.* **125**, 164 (1962).
- ³⁹ W. Häusler, *Z. Phys. B* **99**, 551 (1995).
- ⁴⁰ T. L. Schmidt, A. Imambekov, and L. I. Glazman, *Phys. Rev. Lett.* **104**, 116403 (2010).
- ⁴¹ T. L. Schmidt, A. Imambekov, and L. I. Glazman, *Phys. Rev. B* **82**, 245104 (2010).
- ⁴² I. Affleck and M. Oshikawa, *Phys. Rev. B* **60**, 1038 (1999).
- ⁴³ B. Bauer *et al.*, *J. Stat. Mech.* **2011**, P05001 (2011).
- ⁴⁴ M. Dolfi, B. Bauer, S. Keller, A. Kosenkov, T. Ewart, A. Kantian, T. Giamarchi, and M. Troyer, *Comp. Phys. Comm.* **185**, 3430 (2014).
- ⁴⁵ A. Altland and B. Simons, *Condensed Matter Field Theory*, 2nd ed. (Cambridge University Press, Cambridge, 2010).
- ⁴⁶ I. Safi and H. J. Schulz, *Phys. Rev. B* **52**, R17040 (1995).
- ⁴⁷ V. V. Ponomarenko, *Phys. Rev. B* **52**, R8666 (1995).
- ⁴⁸ D. L. Maslov and M. Stone, *Phys. Rev. B* **52**, R5539 (1995).
- ⁴⁹ T. Giamarchi, *Quantum Physics in One Dimension* (Clarendon Press, Oxford, 2003).